


Welcome to the 2018 Township of North Algona Wilberforce Budget Presentation



About the presentation and public opportunity to comment

- Staff will present a slide show overview of the 2018 budget.
- The public is asked to withhold questions and comments until the floor is opened up after the presentation by the Mayor
- We have positioned the layout of the room to provide the best view of the presentation to all in attendance, given the confines of the Council chamber
- If you are having difficulty hearing, please let us know now and we will try to speak louder for you

2018 Budget Timeline



September 2017
Council began
discussions on
2018 budget
items

November 1,
2017
First budget
meeting

January 24,
2018
Budget meeting
– instruction
from Council
for 1.8% levy
increase

April 11, 2018
Budget approval -
instruction to
move forward
with public
meeting

April 25, 2018
Public meeting

Municipalities are required to have a balanced budget



Grants

- The Township utilizes grant opportunities to assist in the cost of projects and programs.
- They are an extremely important component of municipal budgets.
- In 2018 the Township has applied for or received grants from the province and the federal government to offset the taxpayers burden on funding this years initiatives.
- These grants include the Federal Gas Tax, OCIF, Red Grant, Canada Day Grant, Main Street Grant, Enabling Accessibility and more.

Reserves

- Reserves are taxation revenues that are transferred annually from the operations budget to be set aside for future capital repairs, replacements and new projects.
- It is important to have strong dedicated reserves for a specific purpose.
- Basically the money should not be in a general account but should be allocated to assets and identified projects.
- The 2018 budget through contributions from operations and the allocation of funds strengthens the integrity and accountability of public funds in reserves.

Asset Management

- Municipalities and Councils are now required to demonstrate that they are managing municipal assets in regard to condition and sustainability.
- The Mayor and Council have been diligent in developing and updating asset management plans.
- The 2018 recommendations from the plans have been incorporated into the budget.
- This budget addresses building preventative maintenance and road maintenance.
- Implementation of this plan in year one of a ten year plan will reduce replacement costs in the future by increasing the life of the asset and setting the standard for future Councils.

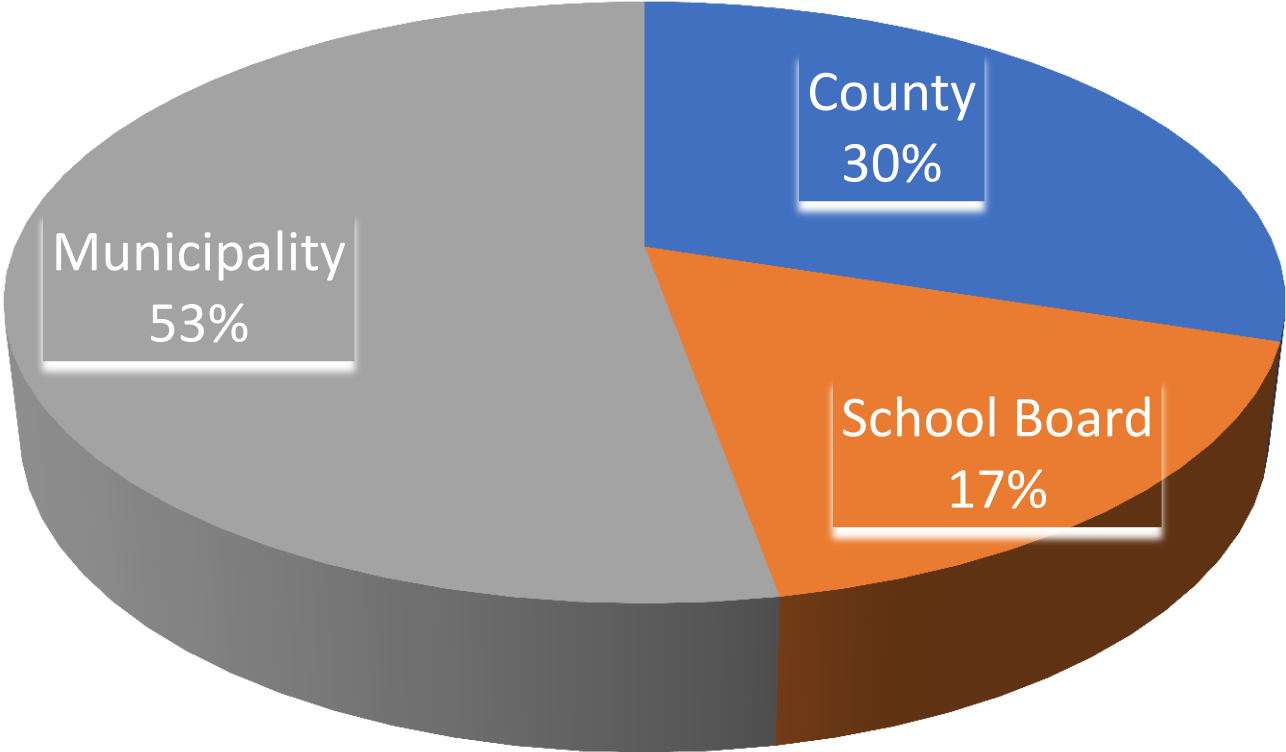
Budget Highlights

- Less than 2% increase on taxation
- Increased capital spending on road projects
- Implementation of building asset management plan
- Grant opportunities for funding
- Maintain a healthy balance in reserve funds for future projects

Overview

- North Algona Wilberforce is a lower tier municipality which means it collects for Municipal services, the County of Renfrew and the local school boards.
- This budget presentation is for the municipal portion only.

Breakdown of Taxation Levy



*Based on 2017 tax dollars

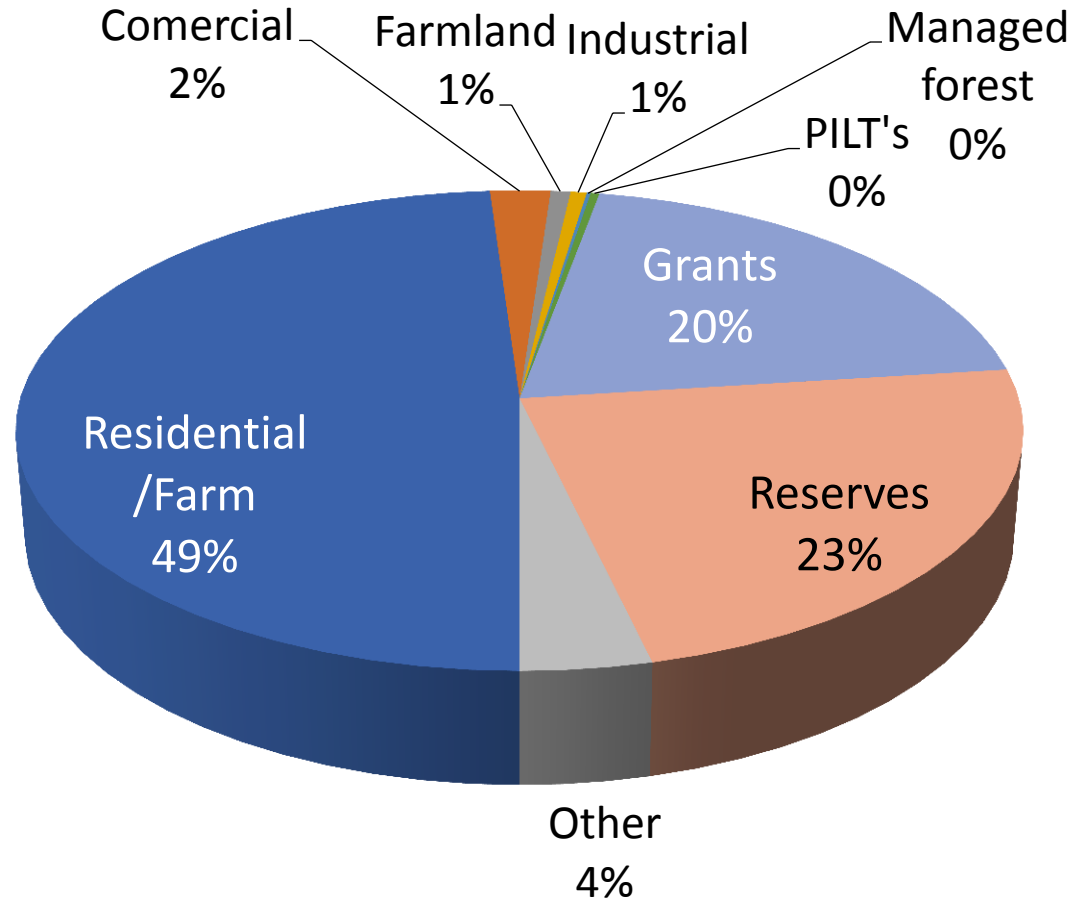
Impact of a Levy Increase

- The Township of North Algona Wilberforce municipal tax levy will increase by 1.8% in 2018.
- On a residential assessment of \$100,000, the municipal portion of the tax levy for 2017 was \$630.57.
- In 2018 with the levy increase, the residential portion of tax will be \$641.92, an increase of \$11.35.

MPAC Information

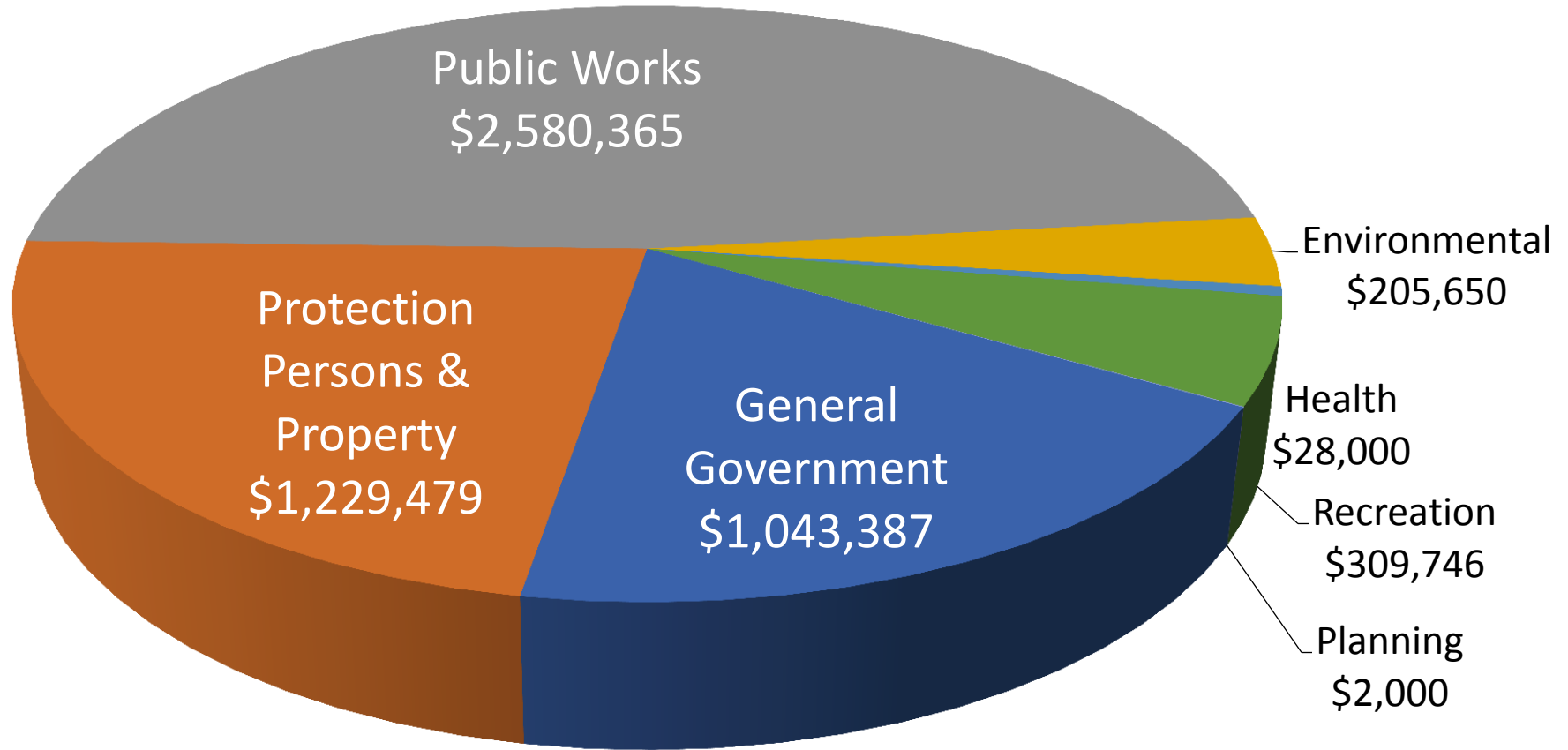
- Municipal Property Assessment Corporation (MPAC), is responsible for determining property classifications and current value assessments for all properties in Ontario.
- The Township does not control or influence MPAC or the property values they impose.
- Average assessment of properties in North Algona Wilberforce Township increased by 3.94% for 2018.
- Total 2018 assessment value for the Township is \$460.7 million
- The Township's total residential assessment for 2018 is \$411.4 million

Revenue by Source



	2018	2017	2016	2015
Taxation	2,855,996.00	2,731,864.31	2,660,983.01	2,529,840.03
Grants	1,086,040.52	841,132.15	650,466.37	616,879.87
Reserves	1,256,180.48	254,600.00		88,671.44
Other	200,410.47	185,934.13	183,646.20	196,682.95
	5,398,627.47	4,013,530.59	3,495,095.58	3,432,074.29

Expenses by Department



Expenses by Category

	2018 Budget	2017 Actual
Salaries & benefits	1,291,544.00	855,837.59
Contracts	1,019,339.00	1,048,368.09
Material & supplies	244,820.00	197,490.52
Other operating	352,263.00	311,522.50
Repairs & maintenance	194,605.00	113,505.47
Programs	45,400.00	46,179.33
External transfers	156,685.47	155,757.76
Capital	1,785,471.00	455,040.81
Reserves	308,500.00	370,061.00
	5,398,627.47	3,553,763.07

Balanced Budget



Capital Projects

		FUNDING			
	AMOUNT	RESERVES	GRANTS	TAXES	TOTAL
General government	1,500	-	-	1,500	1,500
Protection to persons	208,300	208,000	-	300	208,300
Public works	1,472,020	983,712	297,866	190,442	1,472,020
Recreation & culture	103,651	45,000	46,651	12,000	103,651
TOTALS	1,785,471	1,236,712	344,517	204,242	1,785,471

Public Works Capital Projects

		FUNDING			
	AMOUNT	RESERVES	GRANTS	TAXES	TOTAL
Trucks & Equipment	353,900	353,900	-	-	353,900
<u>Road Improvements:</u>					
Green Lake Road	29,000	-	-	29,000	29,000
Royal Pines Road	234,500	-	83,630	150,870	234,500
Lett's Cemetery Road	400,000	400,000	-	-	400,000
Black Creek Road	141,620	-	131,048	10,572	141,620
Tramore Road	148,000	64,812	83,188		148,000
Additional Road Work	100,000	100,000	-	-	100,000
Gravel	50,000			50,000	50,000
Asset Management Projects for 2018	65,000	65,000	-	-	65,000
	1,522,020	983,712	297,866	240,442	1,522,020

Reserve Transfers

		PER BUDGET			
	2018	2018	2018	MOVEMENT	2018
	OPENING BALANCE	ADDITIONS	REDUCTION	BETWEEN RESERVES	CLOSING BALANCE
GENERAL GOVERNMENT	1,212,583.11	29,500.00	438,000.00	(589,000.00)	215,083.11
PROTECTION TO PERSONS & PROPERTY	485,372.97	125,000.00	208,000.00	75,000.00	477,372.97
PUBLIC WORKS	997,472.42	147,000.00	588,712.00	504,000.00	1,059,760.42
ENVIRONMENTAL	135,927.56	2,000.00	-	10,000.00	147,927.56
RECREATION	25,468.48	-	21,468.48	-	4,000.00
HEALTH	11,000.00	5,000.00	-	-	16,000.00
	2,867,824.54	308,500.00	1,256,180.48	-	1,920,144.06

Challenges

- Back taxes owing by residents
- Transfer site tipping fees
- Grant approvals

Opportunity for Public Comment

- Each resident must sign in to be given the opportunity to speak
- The Mayor will call speakers to the floor in order as recorded on the speaker's sign in sheet
- Each person has 3 minutes to speak
- This forum is specifically for comment and questions on the 2018 budget
- Comments will be without rebuttal from Council
- Questions will be answered at a later date and posted on the Township website, Facebook page and posted on the Township Office bulletin board.
- Residents requesting a written response are asked to indicate that when signing in and provide an address or email address.